ALON BLUE SQUARE

MEGA Retail

New Strategic Plan for MEGA Retail , July 2013

אלון רבוע כחול ישראל בע"מ

קמעונאות

FORWARD-LOOKING STATEMENTS

This presentation may include forward-looking statements, including forecasts, evaluations, estimates and other information relating to future events and issues. Forward-looking statements may relate to, among other things, revenues, earnings, cash flows, capital expenditures and other financial items. Forward-looking statements may also relate to our business strategy, goals and expectations concerning our market position, future operations, profitability, liquidity and capital resources.

All statements other than statements of historical facts are forward-looking statements and can be identified by the use of forward-looking terminology such as the words "anticipate", "believe", "could", "estimate", "expect", "intend", "may", "plan", "predict", "project", "will" and similar terms and phrases. Any forward-looking information contained in this presentation is based, in addition to existing information of the company, on

present company expectations and evaluations regarding future developments and trends and on the interaction of such developments and trends. Although we believe the assumptions upon which any forward-looking statements are based are reasonable, any of these assumptions could prove to be inaccurate and the forward-looking statements based on these assumptions could be incorrect. Our business and operations involve risks and uncertainties, many of which are outside our control, and any one of which, or a combination of which, could materially affect our results of operations and whether the forward-looking statements ultimately prove to be correct. Forward-looking statements are based on current expectations and are not guarantees of future performance.

Actual results and trends in the future may differ materially from those suggested or implied by any forward-looking statements in this presentation depending on a variety of factors including those described in greater detail in “Alon Blue Square “ Periodical and Annual Reports, Registration Statement on Form F-1, Annual Report on Form 20F and in other information we file and furnish with the Israel Securities Authority and the Securities and Exchange Commission, including under the heading “Risk Factors.”

All written and oral forward-looking statements attributable to us or persons acting on our behalf are expressly qualified in their entirety by the previous statements. Except for any obligations to disclose information as required by applicable securities laws, we undertake no obligation to update any information contained in this presentation or to publicly release the results of any revisions to any statements that may be made to reflect events or circumstances that occur, or that we become aware of, after the date of this presentation.

The information contained herein does not constitute a prospectus or other offering document, nor does it constitute or form part of any invitation or offer to sell, or any solicitation of any invitation or offer to purchase or subscribe for, any securities of Alon Blue Square Israel Ltd. or any other entity, nor shall the information or any part of it or the fact of its distribution form the basis of, or be relied on in connection with, any action, contract, commitment or relating thereto or to the securities of Alon Blue Square Israel Ltd.

The information in this presentation does not constitute investment advice and in any case intended only to qualified customers.

Current Holding's

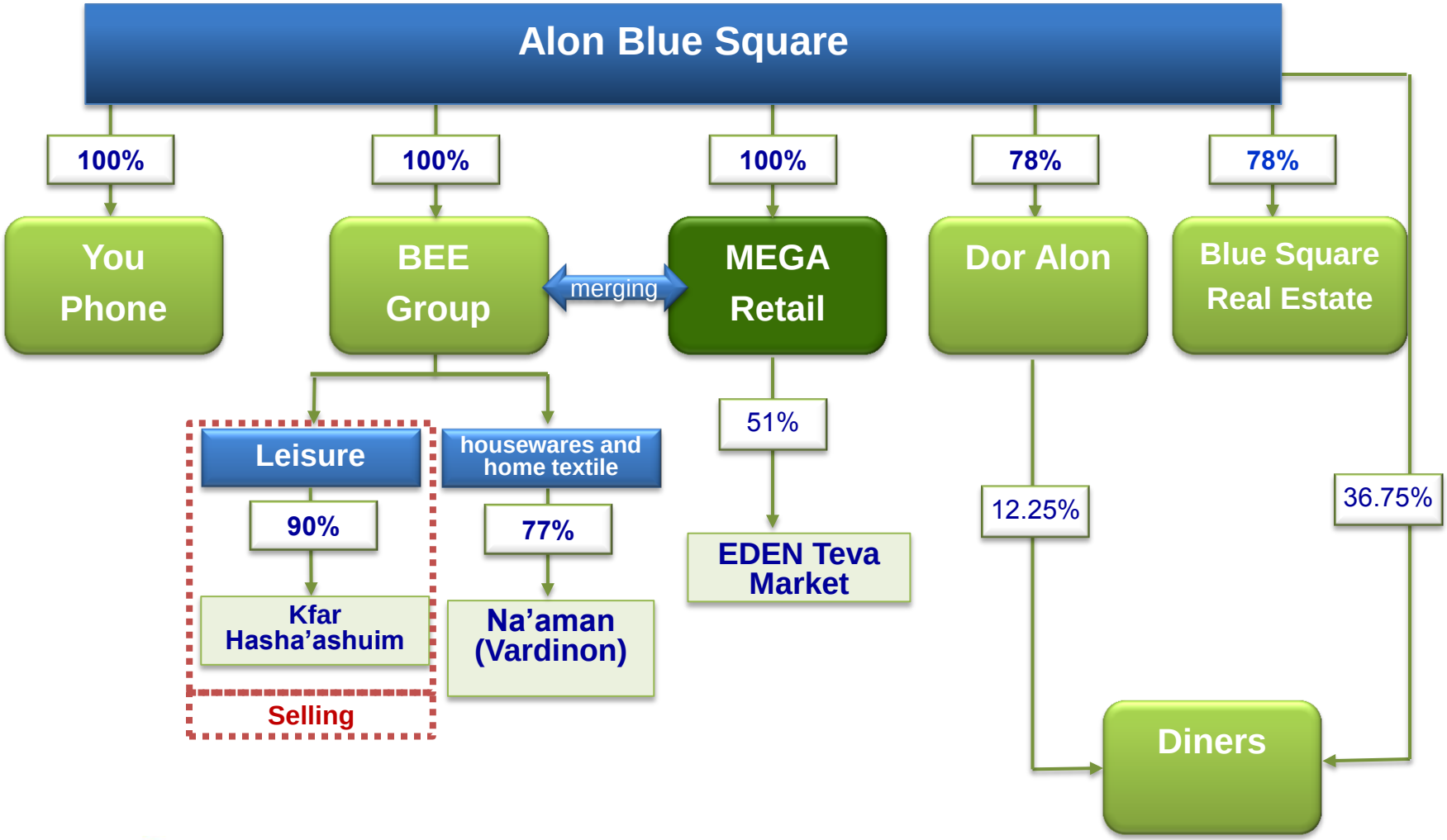

אלון רבוע כחול

The company intent to sell the activity

Holding's After MEGA/BEE merger

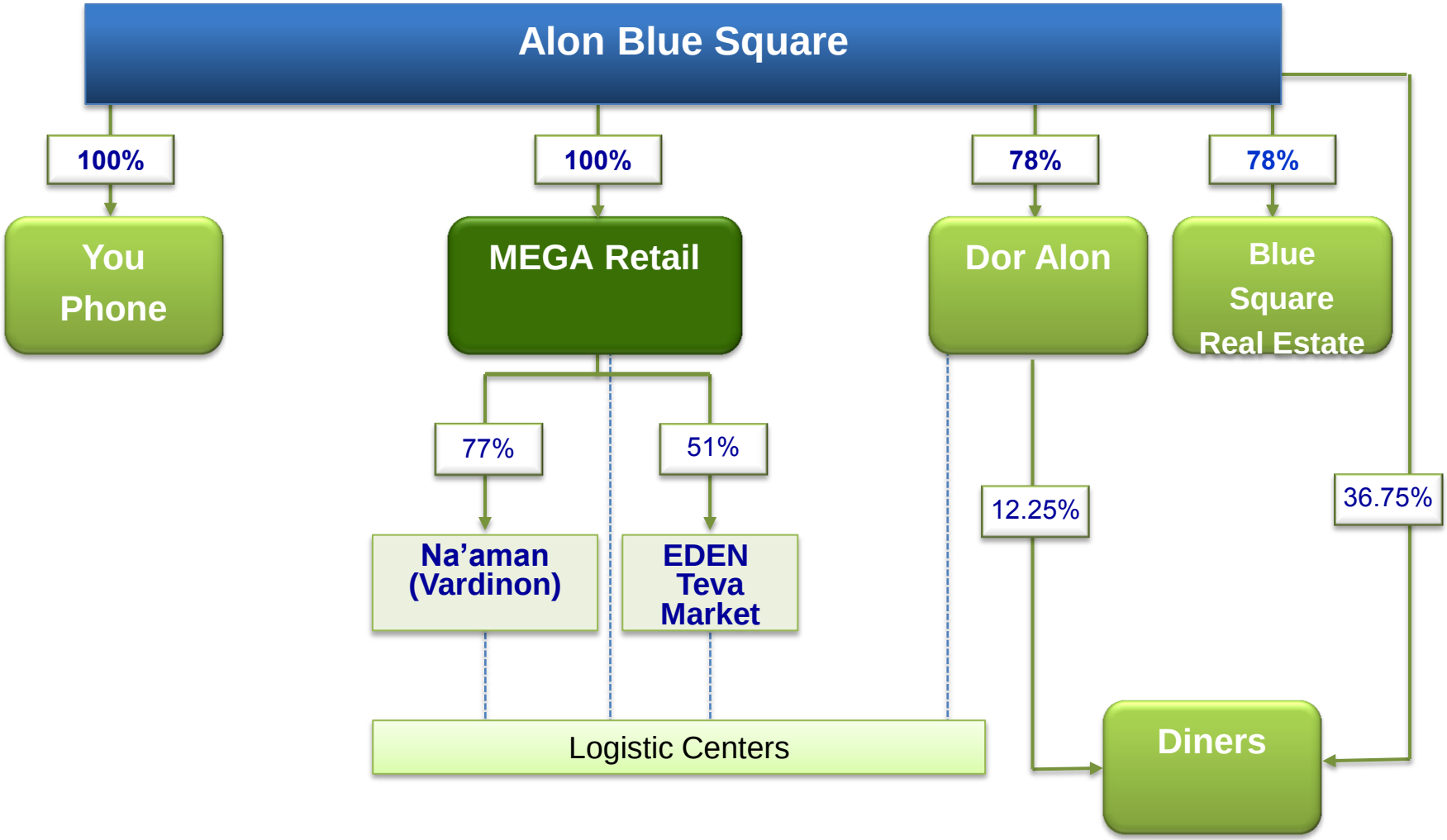

Strategic Process Mile Stones

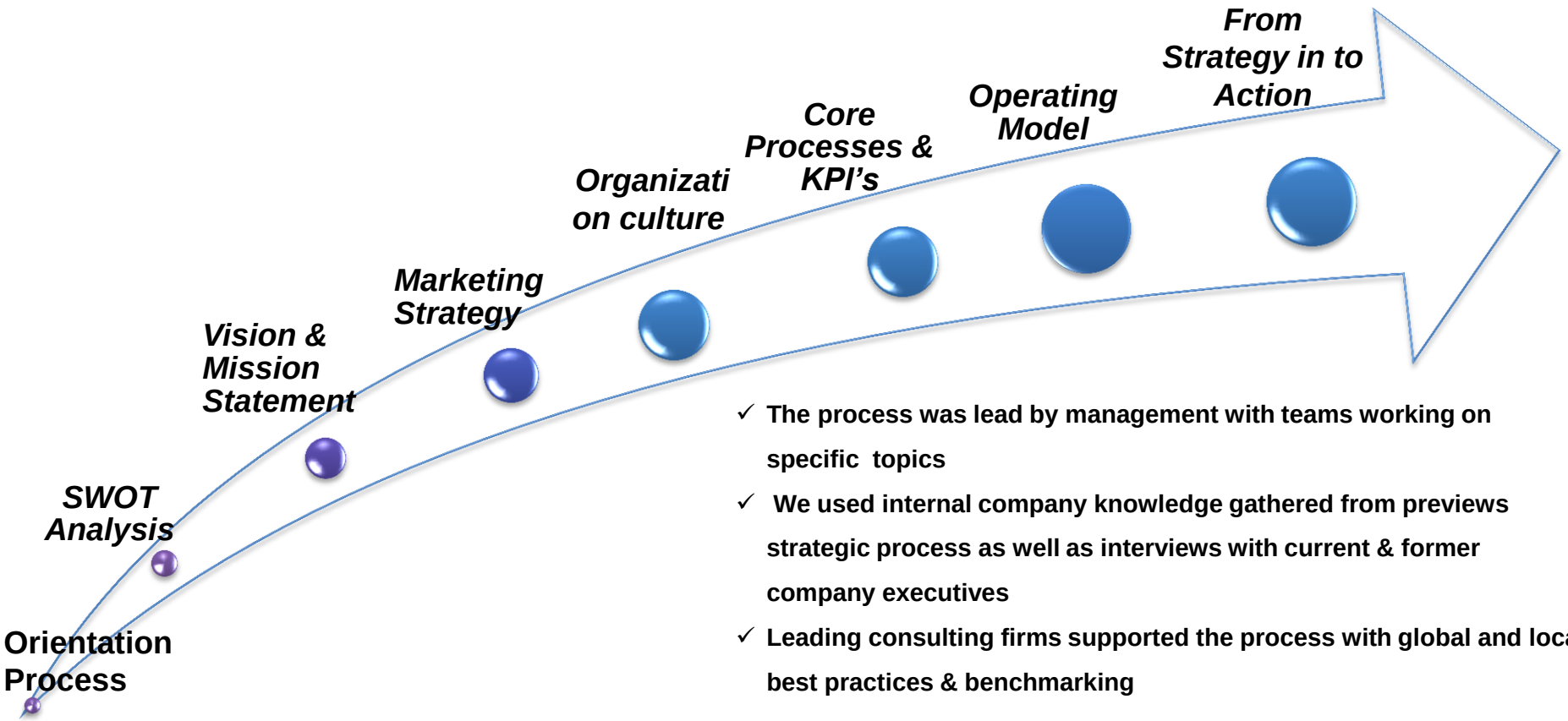

- ✓ The process was lead by management with teams working on specific topics
- ✓ We used internal company knowledge gathered from previews strategic process as well as interviews with current & former company executives
- ✓ Leading consulting firms supported the process with global and local best practices & benchmarking

אלון רבוע כחול ישראל בע"מ

קמעונאות

Israeli Retail Market Snapshot

Competition

1. Competitive market with price being the key differentiation factor but many examples of add value customer proposition
2. New entries and expansion of private retailers lead by a strong founder
3. High levels of retail space per capita vs WE

Market

1. High & frequent involvement of all the family in the shopping cycle
2. Consumer conversation dominated by price perception
3. Most growth coming from Discount format
4. Increase in government Regulation
5. Technological development is playing a key role in this market , starting with on line shopping

Market Share (2012)

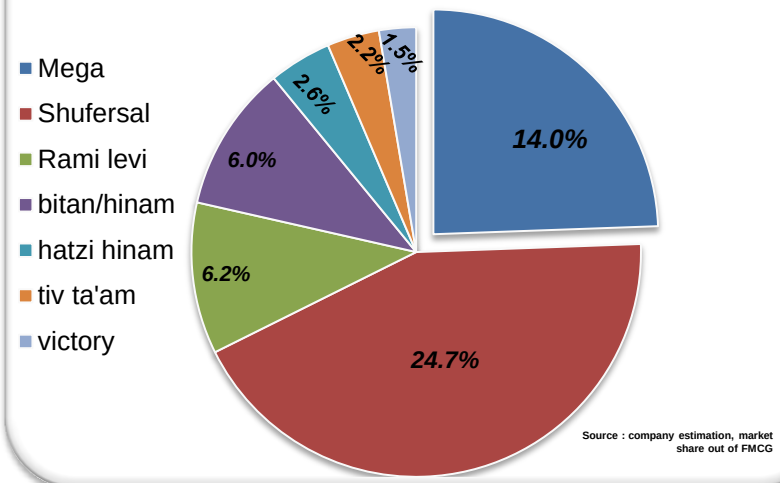

Source : company estimation, market share out of FMCG

FMCG Market Growth Rate

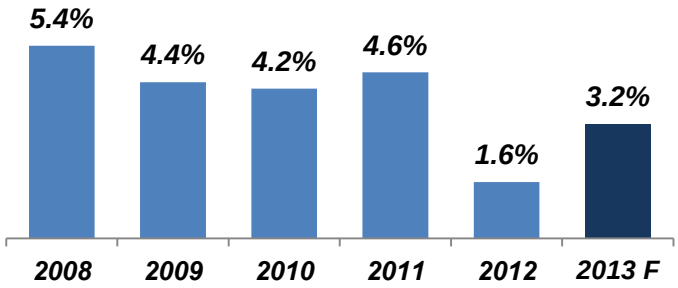

Source : StoreNext, May 2013

MEGA Market Positioning

The Customer is in The Center

Price Perception

Product Range

Service

Our product – Shopping Experience

Sopping experience

Quality Perception

We want to optimize the customer proposition

….and to achieve high satisfaction from Shopping at our stores

We want our customers to love our stores

קמעונאות

MEGA's vision derives from our history

(In Mega) We Listen To You !

Always, everywhere, in every interaction

Because, we really care

Strategic Mission

Increase our loyal customer base in order to grow our market share while consistently improving our operating margin

אלון רבוע כחול ישראל בע"מ
קמעונאות

Mega's Virtual Value Chain

Customer interface

- Multi formats , in & out of town to address key customer shopping needs
- Exploit technology & capture on-line growth
- Store operation

Customer Experience optimization

Market Share Growth

Know Your Customer

- Market research & communication
- You club & Alon Group synergies
- Advance & Innovative commerce
- Leverage supplier category know how

Increase shareholders & workers Value

Operating Model

- Customers at the heart of everything we will do
- Business units close to customers with business partners to get scale
- Winning culture

Increase customer proposition value

Annual Growth in operating margin

Organization Effectiveness

Supply Chain & Driving Cost Down

100 bps PA

- Optimize shop Flore space
- Integrated Supply chain
- Drive Economics of scale through growth

Supply Chain

Operational Planning & Inventory Management — Logical

Physical

Replenishment
- Thousand's of kilometers of shelves
- 650 million items per year

Delivery
- 1,200,000 pallet over 25,000 square kilometers
- To 500 stores (203 mege stores)

Distribution centers
- Fresh
- Chilled
- Room temp'
- Food Vs. non food

Procurement
- 25,000 SKU's
- Over 1 billion Nis of GNFR
- 1,500 suppliers

Rishon Distribution center

"Eyal' Distribution center

"be'er Tovya" Distribution crnter

- Logistic centers distribution accounts for 75% of operations in 3 years
- improving on shelf availability while reducing inventory & replenishment cost
- Comprehensive approach to product loss
- Centralized GNFR buying

אלון רבוע כחול ישראל בע"מ

קמעונאות

Market guidelines

Annual growth above market rate

Comprehensive solution to price challenge in all formats & Geographic's

Keep gross margin at current levels by supply chain efficiency of 1% & innovative commercial

OPEX reduction mainly due to optimizing store size & closing losing stores

Closing operating margin gap Vs. Israeli average till 2014, afterward growth toward top quartile retailers margins

Capex in line with depreciation and on going CF improvement

Supporting Strategic action

- Leading the healthy organic market Via EDEN Teve Market
- Strengthening Non food store activity (Na'aman group) for broadening the group costumer point of sell and additional support in MEGA stores
- Loyalty club & credit card for focused added value based on a broad retail portfolio
- Cellular growth as a differentiating factor

Summery

- We built a customer focused plan, based on past experience, our competitive advantages & opportunities in the Israeli retail market
- We will build supporting organizational capabilities enabling execution
- We expect on going quarterly improvement

Thank You